

GROUP RIDING


Hand signals are a useful tool to keep the group aware and cohesive on the roadway. Each rider in the group should be familiar with the hand signals. Hand signals should be given by the Road Captain or group leader, and passed back thru the ranks by each rider so that all riders in the group are aware of any upcoming potential hazards or maneuvers. Your group is free to determine its own set of signals, but here is a review of some commonly used ones.

Hand Signals


Stop - arm extended straight down, palm facing back



You Lead/Come - arm extended upward 45 degrees, palm forward pointing with index finger, swing in arc from back to front




Speed Up - arm extended straight out, palm facing up



Follow Me - arm extended straight up from shoulder, palm forward



Slow Down - arm extended straight out, palm facing down



Single File - arm and index finger extended straight up

